



Certificate ID: **97086**      Received: **8/31/21**  
 Client Sample ID: **Hemp Extract Oil - Simply Distilled**  
 Lot Number: **203677**  
 Matrix: **Tincture/Infused Oil - MCT Oil**

Scan QR Code for authenticity



LIFTMODE  HEMP

Authorization: Chris Hudalla, Chief Science Officer	Signature: 	Date: 9/21/2021
--	--	--------------------



The data contained within this report was collected in accordance with the requirements of ISO/IEC17025:2017. I attest that the information contained within the report has been reviewed for accuracy and checked against the quality control requirements for each method. These results relate only to the test article listed in this report. Reports may not be reproduced except in their entirety.

**CN: Cannabinoid Profile & Potency [WI-10-17 & WI-10-17-01]**

Analyst: AC

Test Date: 9/8/2021

The client sample was analyzed for plant-based cannabinoids by Liquid Chromatography (LC). The collected data was compared to data collected for certified reference standards at known concentrations.

**97086-CN**

ID	Weight %	Concentration (mg/mL)			
D9-THC	0.265	2.43			
THCV	ND	ND			
CBD	8.24	75.6			
CBDV	0.0407	0.373			
CBG	0.145	1.33			
CBC	0.290	2.66			
CBN	<LOQ	<LOQ			
THCA	ND	ND			
CBDA	ND	ND			
CBGA	ND	ND			
D8-THC	ND	ND			
exo-THC	ND	ND			
Total	8.99	82.4	0%	Cannabinoids (wt%)	8.24%
Max THC	0.265	2.43		Limit of Quantitation (LOQ) =	0.0115 wt%
Max CBD	8.24	75.6		Limit of Detection (LOD) =	0.0038 wt%

**Ratio of Total CBD to THC 31.1:1**

Max THC (and Max CBD) are calculated values for total cannabinoids after heating, assuming complete decarboxylation of the acid to the neutral form. It is calculated based on the weight loss of the acid group during decarboxylation: MAX THC = (0.877 x THCA) + THC. This calculation does not include other cannabinoid isomers (eg. D8-THC and exo-THC). ND=None detected above the limits of detection (LOD), which is one third of Limit of Quantification (LOQ). For values reported as "<LOQ", the estimated value is included in the calculated Total.

**HM: Heavy Metal Analysis [WI-10-13]**

Analyst: CJS

Test Date: 9/13/2021

This test method was performed in accordance with the requirements of ISO/IEC 17025. These results relate only to the test article listed in this report. Reports may not be reproduced except in their entirety.

**97086-HM**

Symbol	Metal	Conc. <sup>1</sup> (µg/kg)	RL	Use Limits <sup>2</sup> (µg/kg)		Status
				All	Ingestion	
As	Arsenic	ND	50.0	200	1,500	PASS
Cd	Cadmium	ND	50.0	200	500	PASS
Hg	Mercury	ND	50.0	100	1,500	PASS
Pb	Lead	ND	50.0	500	1,000	PASS

1) ND = None detected above the indicated Reporting Limit (RL)

2) MA Dept. of Public Health: Protocol for MMJ and MIPS, Exhibit 4(a) for all products.

3) USP exposure limits based on daily oral dosing of 1g of concentrate for a 110 lb person.

**MB1: Microbiological Contaminants [WI-10-09]**

Analyst: MM

Test Date: 9/1/2021

This test method was performed in accordance with the requirements of ISO/IEC 17025. These results relate only to the test article listed in this report. Reports may not be reproduced except in their entirety.

**97086-MB1**

Symbol	Analysis	Results	Units	Limits*	Status
AC	Total Aerobic Bacterial Count	<100	CFU/g	100,000 CFU/g	PASS
CC	Total Coliform Bacterial Count	<100	CFU/g	1,000 CFU/g	PASS
EB	Total Bile Tolerant Gram Negative Count	<100	CFU/g	1,000 CFU/g	PASS
YM	Total Yeast & Mold	<100	CFU/g	10,000 CFU/g	PASS

Recommended limits established by the American Herbal Pharmacopoeia (AHP) monograph for Cannabis Inflorescence [2013], for consumable botanical products, including processed and unprocessed cannabis materials, and solvent-based extracts. Note: All recorded Microbiological tests are within the established limits.

**MB2: Pathogenic Bacterial Contaminants [WI-10-10]**

Analyst: MM

Test Date: 9/2/2021

This test method was performed in accordance with the requirements of ISO/IEC 17025. These results relate only to the test article listed in this report. Reports may not be reproduced except in their entirety.

**97086-MB2**

Test ID	Analysis	Results	Units	Limits*	Status
97086-ECPT	E. coli (O157)	Negative	NA	Non Detected	PASS
97086-SPT	Salmonella	Negative	NA	Non Detected	PASS

Note: All recorded pathogenic bacteria tests passed.

**MY: Mycotoxin Testing [WI-10-05]**

Analyst: BMJ

Test Date: 9/2/2021

This test method was performed in accordance with the requirements of ISO/IEC 17025. These results relate only to the test article listed in this report. Reports may not be reproduced except in their entirety.

**97086-MY**

Test ID	Date	Results	MDL	Limits	Status*
Total Aflatoxin	9/2/2021	< MDL	2 ppb	< 20 ppb	PASS
Total Ochratoxin	9/2/2021	< MDL	3 ppb	< 20 ppb	PASS

**PST: Pesticide Analysis [WI-10-11]**

Analyst: CJR

Test Date: 9/7/2021

The client sample was analyzed for pesticides using Liquid Chromatography with Mass Spectrometric detection (LC/MS/MS). The method used for sample prep was based on the European method for pesticide analysis (EN 15662).

**97086-PST**

Analyte	CAS	Result	Units	LLD	Limits (ppb)	Status
Abamectin	71751-41-2	ND	ppb	0.20	10	PASS
Azoxystrobin	131860-33-8	ND	ppb	0.10	100	PASS
Bifenazate	149877-41-8	ND	ppb	0.10	100	PASS
Bifenthrin	82657-04-3	ND	ppb	0.20	3000	PASS
Cyfluthrin	68359-37-5	ND	ppb	0.50	2000	PASS
Dichlorvos	62-73-7	ND	ppb	3.00	10	PASS
Etoxazole	153233-91-1	ND	ppb	0.10	100	PASS
Fenoxycarb	72490-01-8	ND	ppb	0.10	10	PASS
Imazalil	35554-44-0	ND	ppb	0.10	10	PASS
Imidacloprid	138261-41-3	ND	ppb	0.10	5000	PASS
Myclobutanil	88671-89-0	ND	ppb	0.10	100	PASS
Paclotrazol	76738-62-0	ND	ppb	0.10	10	PASS
Piperonyl butoxide	51-03-6	ND	ppb	0.10	3000	PASS
Pyrethrin	8003-34-7	ND	ppb	0.10	10	PASS
Spinosad	168316-95-8	ND	ppb	0.10	10	PASS
Spiromesifen	283594-90-1	ND	ppb	0.10	100	PASS
Spirotetramat	203313-25-1	ND	ppb	0.10	100	PASS
Trifloxystrobin	141517-21-7	ND	ppb	0.10	100	PASS

\* Testing limits established by the Massachusetts Department of Public Health, Protocol for Sampling and Analysis of Finished Medical Marijuana Products and Marijuana-Infused Products for Massachusetts Registered Medical Marijuana Dispensaries, Exhibit 5. ND indicates "none detected" above the lower limit of detection (LLD). Analytes marked with (\*) indicate analytes for which no recovery was observed for a pre-spiked matrix sample due to matrix interference.





**TP: Terpenes Profile [WI-10-27]**

Analyst: CJS

Test Date: 9/8/2021

Client sample analysis was performed using full evaporative technique (FET) headspace sample delivery and gas chromatographic (GC) compound separation. A combination of flame ionization detection (FID) and/or mass spectrometric (MS) detection with mass spectral confirmation against the National Institute of Standards and Technology (NIST) Mass Spectral Database, Revision 2017 were used. Chromatographic and/or mass spectral data were processed by quantitatively comparing the analytical peak areas against calibration curves prepared from certified reference standards.

**97086-TP**

Compound	CAS	Conc. (wt%)	Conc. (ppm)	Qualitative Profile	
alpha-pinene	80-56-8	ND	ND		
camphene	79-92-5	ND	ND		
sabinene*	3387-41-5	ND	ND		
beta-myrcene	123-35-3	ND	ND		
beta-pinene	127-91-3	ND	ND		
alpha-phellandrene	99-83-2	ND	ND		
delta-3-carene	13466-78-9	ND	ND		
alpha-terpinene	99-86-5	ND	ND		
alpha-ocimene	502-99-8	ND	ND		
D-limonene	138-86-3	ND	ND		
p-cymene	99-87-6	ND	ND		
cis-beta-ocimene	3338-55-4	ND	ND		
eucalyptol	470-82-6	ND	ND		
gamma-terpinene	99-85-4	ND	ND		
terpinolene	586-62-9	ND	ND		
linalool	78-70-6	ND	ND		
L-fenchone*	7787-20-4	ND	ND		
isopulegol	89-79-2	ND	ND		
menthol*	89-78-1	ND	ND		
geraniol	106-24-1	ND	ND		
beta-caryophyllene	87-44-5	0.0010	9.56		
alpha-humulene	6753-98-6	<RL	<RL		
cis-nerolidol	3790-78-1	ND	ND		
trans-nerolidol	40716-66-3	ND	ND		
guaial	489-86-1	ND	ND		
caryophyllene oxide	1139-30-6	0.0007	7.34		
alpha-bisabolol	23089-26-1	0.0023	22.5		

ppm 0.00

25.00

50.00

Total Terpene: &lt;0.1 wt%

\* Certified reference standard not available for this compound. Concentration is estimated using the response factor from alpha-pinene. ND = None Detected. RL = Reporting Limit of 5 ppm.



**VC: Analysis of Volatile Organic Compounds [WI-10-28]**

Analyst: CJS

Test Date: 9/3/2021

The client sample was analyzed by Head-Space Gas Chromatography (HS-GC). The collected data was compared to data collected for certified reference standards at known concentrations.

**97086-VC**

Compound	CAS	Amount <sup>1</sup>	Limit <sup>2</sup>	RL	Status
Propane	74-98-6	ND	1,000 ppm	100	PASS
Isobutane	75-28-5	ND	1,000 ppm	100	PASS
Butane	106-97-8	ND	1,000 ppm	100	PASS
Methanol	67-56-1	ND	3,000 ppm	100	PASS
Pentane	109-66-0	ND	5,000 ppm	100	PASS
Ethanol	64-17-5	17,400 ppm	5,000 ppm	100	*
Acetone	67-64-1	ND	5,000 ppm	100	PASS
Isopropanol	67-63-0	ND	5,000 ppm	100	PASS
Acetonitrile	75-05-8	ND	410 ppm	100	PASS
Hexane	110-54-3	ND	290 ppm	100	PASS
Heptane	142-82-5	ND	5,000 ppm	100	PASS

1) ND = Not detected at a level greater than the Reporting Limit (RL).

2) In ppm, based on USP recommended limits for residual solvents, adopted by the Massachusetts Department of Public Health for cannabis concentrates and extracts on 3/31/16. Butane/Propane limits are based on limits established for state of Colorado.

(\*) For ethanol, as many formulations contain flavorings based on ethanol extracts of natural products, no status has been assigned.

**END OF REPORT**