



Certificate ID: **93422**

Received: **4/5/21**

Scan QR Code for authenticity

Client Sample ID: **Daily Dose CBD + CBG Tincture**

Lot Number: **0035a**

Matrix: **Tincture/Infused Oil - MCT Oil**



Authorization: Chris Hudalla, Chief Science Officer	Signature: <i>Christopher Hudalla</i>	Date: 4/30/2021
--	--	--------------------



The data contained within this report was collected in accordance with the requirements of ISO/IEC17025:2017. I attest that the information contained within the report has been reviewed for accuracy and checked against the quality control requirements for each method. These results relate only to the test article listed in this report. Reports may not be reproduced except in their entirety.





**CN: Cannabinoid Profile & Potency [WI-10-17 & WI-10-17-01]**

Analyst: AC

Test Date: 4/27/2021

The client sample was analyzed for plant-based cannabinoids by Liquid Chromatography (LC). The collected data was compared to data collected for certified reference standards at known concentrations.

**93422-CN**

ID	Weight %	Concentration (mg/mL)	
D9-THC	0.144	1.35	
THCV	ND	ND	
CBD	5.28	49.6	
CBDV	0.0281	0.264	
CBG	2.35	22.1	
CBC	0.215	2.02	
CBN	<LOQ	<LOQ	
THCA	ND	ND	
CBDA	ND	ND	
CBGA	ND	ND	
D8-THC	ND	ND	
exo-THC	ND	ND	
<b>Total</b>	<b>8.02</b>	<b>75.3</b>	<b>0%</b>
<b>Max THC</b>	<b>0.144</b>	<b>1.35</b>	<b>5.3%</b>
<b>Max CBD</b>	<b>5.28</b>	<b>49.6</b>	

Cannabinoids (wt%) 5.3%  
 Limit of Quantitation (LOQ) = 0.0112 wt%  
 Limit of Detection (LOD) = 0.0037 wt%

**Ratio of Total CBD to THC 36.7:1**

Max THC (and Max CBD) are calculated values for total cannabinoids after heating, assuming complete decarboxylation of the acid to the neutral form. It is calculated based on the weight loss of the acid group during decarboxylation: Max THC = (0.877 x THCA) + THC. This calculation does not include other cannabinoid isomers (eg. D8-THC and exo-THC). ND = None detected above the limits of detection (LOD), which is one third of LOQ.






**TP: Terpenes Profile [WI-10-27]**

Analyst: LC

Test Date: 4/21/2021

Client sample analysis was performed using full evaporative technique (FET) headspace sample delivery and gas chromatographic (GC) compound separation. A combination of flame ionization detection (FID) and/or mass spectrometric (MS) detection with mass spectral confirmation against the National Institute of Standards and Technology (NIST) Mass Spectral Database, Revision 2017 were used. Chromatographic and/or mass spectral data were processed by quantitatively comparing the analytical peak areas against calibration curves prepared from certified reference standards.

**93422-TP**

Compound	CAS	Conc. (wt%)	Conc. (ppm)	Qualitative Profile
alpha-pinene	80-56-8	ND	ND	
camphene	79-92-5	ND	ND	
sabinene*	3387-41-5	ND	ND	
beta-myrcene	123-35-3	ND	ND	
beta-pinene	127-91-3	ND	ND	
alpha-phellandrene	99-83-2	ND	ND	
delta-3-carene	13466-78-9	ND	ND	
alpha-terpinene	99-86-5	ND	ND	
alpha-ocimene	502-99-8	ND	ND	
D-limonene	138-86-3	ND	ND	
p-cymene	99-87-6	ND	ND	
cis-beta-ocimene	3338-55-4	ND	ND	
eucalyptol	470-82-6	ND	ND	
gamma-terpinene	99-85-4	ND	ND	
terpinolene	586-62-9	ND	ND	
linalool	78-70-6	ND	ND	
L-fenchone*	7787-20-4	ND	ND	
isopulegol	89-79-2	ND	ND	
menthol*	89-78-1	ND	ND	
geraniol	106-24-1	ND	ND	
beta-caryophyllene	87-44-5	<RL	<RL	
alpha-humulene	6753-98-6	<RL	<RL	
cis-nerolidol	3790-78-1	ND	ND	
trans-nerolidol	40716-66-3	ND	ND	
guaiol	489-86-1	0.0013	12.6	
caryophyllene oxide	1139-30-6	0.0006	5.96	
alpha-bisabolol	23089-26-1	0.0035	35.0	

Total Terpene: &lt;0.1 wt%

\* Certified reference standard not available for this compound. Concentration is estimated using the response factor from alpha-pinene. ND = None Detected. RL = Reporting Limit of 5 ppm.

**END OF REPORT**